









3 Electric Buggy (C1 Main)

Round: M

	Driver Name	Car #	Mfr	Laps/Time	Fast Lap	Avg Lap	Top 5 Avg	Top 10 Avg	Top 15 Avg	Top 3 Con
1	Stan Shaw-*	1		10/7:43.628	44.557	46.476	45.201			2:15.085
2	Cash Mustafa-M	2		9/7:02.764	44.415	47.124	45.616			2:15.684
3	Tan Lee-*	3		9/7:15.773	44.711	48.684	45.276			2:14.778
4	Chris Schmidt-M	4		9/7:31.144	45.186	49.478	47.276			2:21.735
5	Jee Ho Thean-*	5		9/7:43.109	47.591	51.598	49.238			2:25.237
6	Reggie Gilotti-Jr	7		8/7:01.269	48.850	52.553	51.067			2:34.293
7	Graham Wildgoose-M	8		8/7:22.615	48.263	54.645	51.802			2:32.215
8	Basil Lam	6		8/7:27.179	49.388	56.053	53.612			2:38.258














Multi Main Results

Fin	Driver Name	Result1		Result2		Result3		Finish/Tie Breaker: IFMAR/ROAR	
		Fin	Result	Fin	Result	Fin	Result	Result	Tie Breaker
1	Stan Shaw-*	1	[1] 10/7:43.628					1	[1] 10/7:43.628
2	Cash Mustafa-M	2	[2] 9/7:02.764					2	[2] 9/7:02.764
3	Tan Lee-*	3	[3] 9/7:15.773					3	[3] 9/7:15.773
4	Chris Schmidt-M	4	[4] 9/7:31.144					4	[4] 9/7:31.144
5	Jee Ho Thean-*	5	[5] 9/7:43.109					5	[5] 9/7:43.109
6	Reggie Gilotti-Jr	6	[6] 8/7:01.269					6	[6] 8/7:01.269
7	Graham Wildgoose-M	7	[7] 8/7:22.615					7	[7] 8/7:22.615
8	Basil Lam	8	[8] 8/7:27.179					8	[8] 8/7:27.179

7

Electric Buggy (B1 Main)

Round: M

	Driver Name	Car #	Mfr	Laps/Time	Fast Lap	Avg Lap	Top 5 Avg	Top 10 Avg	Top 15 Avg	Top 3 Con
1	Harry Simms-*	2		10/7:11.707	41.440	43.112	41.956			2:06.992
2	Peter Seckold-*	4		10/7:13.328	41.947	43.351	42.297			2:08.077
3	Chau Ka Chun Ryan-M	1		10/7:15.409	41.688	43.609	41.840			2:05.766
4	Ben Panic-M	5		10/7:20.644	41.220	44.083	41.966			2:05.567
5	Soffian Fatahollah-M	8		10/7:22.671	42.769	44.191	43.192			2:10.098
6	ARYA BM - L	7		10/7:25.427	42.256	43.306	42.860			2:08.252
7	Zulfadhli Amir-	12		10/7:26.459	43.006	44.283	43.512			2:10.425
8	Elliot Grierson-Jr	6		10/7:31.046	41.412	43.155	41.836			2:05.631
9	Antony Gaunt-M	3		10/7:33.666	41.726	44.929	42.292			2:07.167
10	Johari Kassim-M	13		10/7:45.358	42.181	46.495	43.638			2:11.815
11	Richard Ma-*	9		9/7:02.912	42.598	46.731	44.659			2:11.059
12	Eric Samuel-Jr	11		9/7:05.249	42.798	45.570	43.955			2:09.538
13	Paul Matula-M	10		8/7:04.327	46.931	51.757	49.678			2:28.819












Multi Main Results

Fin	Driver Name	Result1		Result2		Result3		Finish/Tie Breaker: IFMAR/ROAR	
		Fin	Result	Fin	Result	Fin	Result	Result	Tie Breaker
1	Harry Simms-*	1	[1] 10/7:11.707					1	[1] 10/7:11.707
2	Peter Seckold-*	2	[2] 10/7:13.328					2	[2] 10/7:13.328
3	Chau Ka Chun Ryan-M	3	[3] 10/7:15.409					3	[3] 10/7:15.409
4	Ben Panic-M	4	[4] 10/7:20.644					4	[4] 10/7:20.644
5	Soffian Fatahollah-M	5	[5] 10/7:22.671					5	[5] 10/7:22.671
6	ARYA BM - L	6	[6] 10/7:25.427					6	[6] 10/7:25.427
7	Zulfadhli Amir-	7	[7] 10/7:26.459					7	[7] 10/7:26.459
8	Elliot Grierson-Jr	8	[8] 10/7:31.046					8	[8] 10/7:31.046
9	Antony Gaunt-M	9	[9] 10/7:33.666					9	[9] 10/7:33.666
10	Johari Kassim-M	10	[10] 10/7:45.358					10	[10] 10/7:45.358
11	Richard Ma-*	11	[11] 9/7:02.912					11	[11] 9/7:02.912
12	Eric Samuel-Jr	12	[12] 9/7:05.249					12	[12] 9/7:05.249
13	Paul Matula-M	13	[13] 8/7:04.327					13	[13] 8/7:04.327

12

Electric Buggy (A1 Main)

Round: M









	Driver Name	Car #	Mfr	Laps/Time	Fast Lap	Avg Lap	Top 5 Avg	Top 10 Avg	Top 15 Avg	Top 3 Con
1	Pekko Iivonen-*	2		13/8:17.025	37.423	38.189	37.687	38.058		1:53.570
2	Phi long Nguyen [TQ]	1		13/8:20.279	37.302	38.500	37.575	37.985		1:53.855
3	Caleb Noble-*	5		13/8:24.319	37.611	38.634	37.870	38.398		1:53.131
4	Jarod Ment-*	4		13/8:36.018	38.982	39.634	39.247	39.501		1:58.011
5	Jayden Edmunds.	3		13/8:42.134	38.309	40.219	38.388	38.856		1:55.118
6	Adrian Wicaksono-*	7		12/8:18.508	40.275	41.354	40.580	41.213		2:02.007
7	Joseph Quagraine-*	11		12/8:18.598	40.269	41.240	40.515	41.110		2:01.497
8	Jordan Van-*	13		12/8:21.315	40.036	41.149	40.326	40.878		2:00.899
9	Logan Toia-*	6		12/8:26.333	39.637	42.073	40.223	41.610		2:00.294
10	Liam Jones.	8		12/8:32.441	41.170	42.676	41.481	42.334		2:03.888
11	Sun Ran-*	10		12/8:39.172	40.673	42.973	41.104	42.383		2:03.000
12	Mubashir Mazhar-M	9		11/8:03.721	40.865	43.763	41.367	43.763		2:04.554
13	Darren Cains-M	12		11/8:05.944	40.495	43.595	41.193	43.595		2:04.689

Multi Main Results

Fin	Driver Name	Result1		Result2		Result3		Finish/Tie Breaker: IFMAR/ROAR	
		Fin	Result	Fin	Result	Fin	Result	Result	Tie Breaker
1	Pekko Iivonen-*	1	[1] 13/8:17.025					1	[1] 13/8:17.025
2	Phi long Nguyen [TQ]	2	[2] 13/8:20.279					2	[2] 13/8:20.279
3	Caleb Noble-*	3	[3] 13/8:24.319					3	[3] 13/8:24.319
4	Jarod Ment-*	4	[4] 13/8:36.018					4	[4] 13/8:36.018
5	Jayden Edmunds.	5	[5] 13/8:42.134					5	[5] 13/8:42.134
6	Adrian Wicaksono-*	6	[6] 12/8:18.508					6	[6] 12/8:18.508
7	Joseph Quagraine-*	7	[7] 12/8:18.598					7	[7] 12/8:18.598
8	Jordan Van-*	8	[8] 12/8:21.315					8	[8] 12/8:21.315
9	Logan Toia-*	9	[9] 12/8:26.333					9	[9] 12/8:26.333
10	Liam Jones.	10	[10] 12/8:32.441					10	[10] 12/8:32.441
11	Sun Ran-*	11	[11] 12/8:39.172					11	[11] 12/8:39.172
12	Mubashir Mazhar-M	12	[12] 11/8:03.721					12	[12] 11/8:03.721
13	Darren Cains-M	13	[13] 11/8:05.944					13	[13] 11/8:05.944

14 Electric Buggy (C2 Main)

Round: M

	Driver Name	Car #	Mfr	Laps/Time	Fast Lap	Avg Lap	Top 5 Avg	Top 10 Avg	Top 15 Avg	Top 3 Con
1	Cash Mustafa-M	2		10/7:30.352	43.612	45.003	43.802			2:11.489
2	Stan Shaw-*	1		9/7:00.226	43.170	46.893	44.790			2:15.554
3	Tan Lee-*	3		9/7:06.824	44.329	46.586	44.723			2:13.626
4	Graham Wildgoose-M	8		8/7:24.148	50.220	55.133	51.128			2:31.268
5	Jee Ho Thean-*	5		7/7:27.317	1:01.654	1:05.729	1:04.376			3:09.882
6	Chris Schmidt-M	4		7/7:28.611	50.219	1:04.862	54.658			2:35.048
7	Basil Lam	6		5/4:35.378	48.190	54.846				2:36.959
				(DNF)						
8	Reggie Gilotti-Jr	7		0/0.000 (DNS)						














Multi Main Results

Fin	Driver Name	Result1		Result2		Result3		Finish/Tie Breaker: IFMAR/ROAR	
		Fin	Result	Fin	Result	Fin	Result	Result	Tie Breaker
1	Stan Shaw-*	1	[1] 10/7:43.628	2	[2] 9/7:00.226			1	[1] 10/7:43.628
2	Cash Mustafa-M	2	[2] 9/7:02.764	1	[1] 10/7:30.352			1	[1] 9/7:02.764
3	Tan Lee-*	3	[3] 9/7:15.773	3	[3] 9/7:06.824			3	[3] 9/7:15.773
4	Chris Schmidt-M	4	[4] 9/7:31.144	6	[6] 7/7:28.611			4	[4] 9/7:31.144
5	Graham Wildgoose-M	7	[7] 8/7:22.615	4	[4] 8/7:24.148			4	[4] 8/7:22.615
6	Jee Ho Thean-*	5	[5] 9/7:43.109	5	[5] 7/7:27.317			5	[5] 9/7:43.109
7	Reggie Gilotti-Jr	6	[6] 8/7:01.269	8	[8] 0/0.000 (DNS)			6	[6] 8/7:01.269
8	Basil Lam	8	[8] 8/7:27.179	7	[7] 5/4:35.378 (DNF)			7	[7] 8/7:27.179

21

Electric Buggy (B2 Main)

Round: M

	Driver Name	Car #	Mfr	Laps/Time	Fast Lap	Avg Lap	Top 5 Avg	Top 10 Avg	Top 15 Avg	Top 3 Con
1	Chau Ka Chun Ryan-M	1		10/7:09.575	42.031	43.003	42.500			2:08.230
2	Antony Gaunt-M	3		10/7:17.203	42.396	43.723	42.881			2:09.819
3	Johari Kassim-M	13		10/7:26.066	43.013	44.426	43.395			2:10.102
4	Richard Ma-*	9		10/7:30.720	42.685	44.578	43.649			2:10.913
5	Soffian Fatahollah-M	8		10/7:37.163	42.922	44.735	43.312			2:09.165
6	Elliot Grierson-Jr	6		9/7:00.363	41.267	45.868	42.364			2:05.356
7	Zulfadhli Amir-	12		9/7:01.529	44.013	46.278	44.936			2:14.114
8	Peter Seckold-*	4		7/5:24.671 (DNF)	41.489	44.763	43.270			2:07.149
9	Ben Panic-M	5		5/3:57.934 (DNF)	42.658	47.712				2:10.944
10	Paul Matula-M	10		1/57.356 (DNF)						
11	Harry Simms-*	2		0/0.000 (DNS)						
12	ARYA BM - L	7		0/0.000 (DNS)						
13	Eric Samuel-Jr	11		0/0.000 (DNS)						

Multi Main Results

Fin	Driver Name	Result1		Result2		Result3		Finish/Tie Breaker: IFMAR/ROAR	
		Fin	Result	Fin	Result	Fin	Result	Result	Tie Breaker
1	Harry Simms-*	1	[1] 10/7:11.707	11	[11] 0/0.000 (DNS)			1	[1] 10/7:11.707
2	Chau Ka Chun Ryan-M	3	[3] 10/7:15.409	1	[1] 10/7:09.575			1	[1] 10/7:15.409
3	Peter Seckold-*	2	[2] 10/7:13.328	8	[8] 7/5:24.671 (DNF)			2	[2] 10/7:13.328
4	Antony Gaunt-M	9	[9] 10/7:33.666	2	[2] 10/7:17.203			2	[2] 10/7:33.666
5	Johari Kassim-M	10	[10] 10/7:45.358	3	[3] 10/7:26.066			3	[3] 10/7:45.358
6	Ben Panic-M	4	[4] 10/7:20.644	9	[9] 5/3:57.934 (DNF)			4	[4] 10/7:20.644
7	Richard Ma-*	11	[11] 9/7:02.912	4	[4] 10/7:30.720			4	[4] 9/7:02.912
8	Soffian Fatahollah-M	5	[5] 10/7:22.671	5	[5] 10/7:37.163			5	[5] 10/7:22.671
9	ARYA BM - L	6	[6] 10/7:25.427	12	[12] 0/0.000 (DNS)			6	[6] 10/7:25.427
10	Elliot Grierson-Jr	8	[8] 10/7:31.046	6	[6] 9/7:00.363			6	[6] 10/7:31.046
11	Zulfadhli Amir-	7	[7] 10/7:26.459	7	[7] 9/7:01.529			7	[7] 10/7:26.459
12	Paul Matula-M	13	[13] 8/7:04.327	10	[10] 1/57.356 (DNF)			10	[10] 8/7:04.327
13	Eric Samuel-Jr	12	[12] 9/7:05.249	13	[13] 0/0.000 (DNS)			12	[12] 9/7:05.249

23

Electric Buggy (A2 Main)

Round: M

	Driver Name	Car #	Mfr	Laps/Time	Fast Lap	Avg Lap	Top 5 Avg	Top 10 Avg	Top 15 Avg	Top 3 Con
1	Phi long Nguyen [TQ]	1	K	13/8:17.436	37.725	38.284	38.047	38.210		1:54.247
2	Pekko livonen-*	2	M	13/8:23.457	37.490	38.740	38.009	38.180		1:54.385
3	Jayden Edmunds.	3	R	13/8:29.630	38.223	39.172	38.607	39.024		1:56.406
4	Caleb Noble-*	5	R	13/8:30.118	37.927	39.095	38.383	38.811		1:55.792
5	Jarod Ment-*	4	ae	13/8:30.987	38.340	39.240	38.568	38.970		1:55.676
6	Joseph Quagraine-*	11	M	12/8:16.026	40.271	41.162	40.531	40.984		2:02.096
7	Sun Ran-*	10	K	12/8:37.495	40.279	43.071	41.348	42.527		2:03.933
8	Adrian Wicaksono-*	7	R	12/8:46.725	40.152	43.251	40.675	42.715		2:04.934
9	Liam Jones.	8	te	11/8:02.179	40.947	43.315	41.418	43.315		2:05.354
10	Darren Cains-M	12	X	11/8:02.350	40.527	43.453	41.732	43.453		2:05.418
11	Jordan Van-*	13		11/8:07.790	40.579	43.635	41.218	43.635		2:04.141
12	Logan Toia-*	6	M	8/8:51.881	39.659	1:09.990	42.359			2:04.067
13	Mubashir Mazhar-M	9		0/0.000 (DNS)						

Multi Main Results

Fin	Driver Name	Result1		Result2		Result3		Finish/Tie Breaker: IFMAR/ROAR	
		Fin	Result	Fin	Result	Fin	Result	Result	Tie Breaker
1	Pekko livonen-*	1	[1] 13/8:17.025	2	[2] 13/8:23.457			1	[1] 13/8:17.025
2	Phi long Nguyen [TQ]	2	[2] 13/8:20.279	1	[1] 13/8:17.436			1	[1] 13/8:20.279
3	Caleb Noble-*	3	[3] 13/8:24.319	4	[4] 13/8:30.118			3	[3] 13/8:24.319
4	Jayden Edmunds.	5	[5] 13/8:42.134	3	[3] 13/8:29.630			3	[3] 13/8:42.134
5	Jarod Ment-*	4	[4] 13/8:36.018	5	[5] 13/8:30.987			4	[4] 13/8:36.018
6	Adrian Wicaksono-*	6	[6] 12/8:18.508	8	[8] 12/8:46.725			6	[6] 12/8:18.508
7	Joseph Quagraine-*	7	[7] 12/8:18.598	6	[6] 12/8:16.026			6	[6] 12/8:18.598
8	Sun Ran-*	11	[11] 12/8:39.172	7	[7] 12/8:37.495			7	[7] 12/8:39.172
9	Jordan Van-*	8	[8] 12/8:21.315	11	[11] 11/8:07.790			8	[8] 12/8:21.315
10	Logan Toia-*	9	[9] 12/8:26.333	12	[12] 8/8:51.881			9	[9] 12/8:26.333
11	Liam Jones.	10	[10] 12/8:32.441	9	[9] 11/8:02.179			9	[9] 12/8:32.441
12	Darren Cains-M	13	[13] 11/8:05.944	10	[10] 11/8:02.350			10	[10] 11/8:05.944
13	Mubashir Mazhar-M	12	[12] 11/8:03.721	13	[13] 0/0.000 (DNS)			12	[12] 11/8:03.721

26

Electric Buggy (A3 Main)

Round: M

	Driver Name	Car #	Mfr	Laps/Time	Fast Lap	Avg Lap	Top 5 Avg	Top 10 Avg	Top 15 Avg	Top 3 Con
1	Phi long Nguyen [TQ]	1	K	13/8:14.636	37.564	38.026	37.769	37.920		1:53.516
2	Pekko Iivonen-*	2	M	13/8:18.692	37.488	38.354	37.606	37.906		1:53.428
3	Jayden Edmunds.	3	R	13/8:21.388	37.723	38.495	38.116	38.370		1:54.576
4	Jarod Ment-*	4	ae	13/8:34.696	38.293	39.580	38.808	39.143		1:56.557
5	Caleb Noble-*	5	R	12/7:54.561 (DNF)	38.572	39.409	38.698	39.202		1:56.902
6	Joseph Quagraine-*	11	M	12/8:21.010	39.982	41.655	40.348	41.220		2:00.743
7	Adrian Wicaksono-*	7	R	12/8:28.723	40.424	41.931	40.576	41.438		2:01.944
8	Jordan Van-*	13		12/8:31.414	40.200	41.873	40.766	41.509		2:03.193
9	Liam Jones.	8	te	11/8:00.688	40.903	43.822	41.284	43.822		2:03.417
10	Darren Cains-M	12	X	10/10:09.242	41.257	1:02.451	42.464			2:07.380
11	Sun Ran-*	10	K	6/4:29.059 (DNF)	41.473	44.440	44.440			2:10.930
12	Logan Toia-*	6	M	1/49.021 (DNF)						
13	Mubashir Mazhar-M	9		0/0.000 (DNS)						









Multi Main Results

Fin	Driver Name	Result1		Result2		Result3		Finish/Tie Breaker: IFMAR/ROAR	
		Fin	Result	Fin	Result	Fin	Result	Result	Tie Breaker
1	Phi long Nguyen [TQ]	2	[2] 13/8:20.279	1	[1] 13/8:17.436	1	[1] 13/8:14.636	2	[1] 13/8:14.636
2	Pekko Iivonen-*	1	[1] 13/8:17.025	2	[2] 13/8:23.457	2	[2] 13/8:18.692	3	[1] 13/8:17.025
3	Jayden Edmunds.	5	[5] 13/8:42.134	3	[3] 13/8:29.630	3	[3] 13/8:21.388	6	[3] 13/8:21.388
4	Caleb Noble-*	3	[3] 13/8:24.319	4	[4] 13/8:30.118	5	[5] 12/7:54.561 (DNF)	7	[3] 13/8:24.319
5	Jarod Ment-*	4	[4] 13/8:36.018	5	[5] 13/8:30.987	4	[4] 13/8:34.696	8	[4] 13/8:34.696
6	Joseph Quagraine-*	7	[7] 12/8:18.598	6	[6] 12/8:16.026	6	[6] 12/8:21.010	12	[6] 12/8:16.026
7	Adrian Wicaksono-*	6	[6] 12/8:18.508	8	[8] 12/8:46.725	7	[7] 12/8:28.723	13	[6] 12/8:18.508
8	Jordan Van-*	8	[8] 12/8:21.315	11	[11] 11/8:07.790	8	[8] 12/8:31.414	16	[8] 12/8:21.315
9	Sun Ran-*	11	[11] 12/8:39.172	7	[7] 12/8:37.495	11	[11] 6/4:29.059 (DNF)	18	[7] 12/8:37.495
10	Liam Jones.	10	[10] 12/8:32.441	9	[9] 11/8:02.179	9	[9] 11/8:00.688	18	[9] 11/8:00.688
11	Darren Cains-M	13	[13] 11/8:05.944	10	[10] 11/8:02.350	10	[10] 10/10:09.242	20	[10] 11/8:02.350
12	Logan Toia-*	9	[9] 12/8:26.333	12	[12] 8/8:51.881	12	[12] 1/49.021 (DNF)	21	[9] 12/8:26.333
13	Mubashir Mazhar-M	12	[12] 11/8:03.721	13	[13] 0/0.000 (DNS)	13	[13] 0/0.000 (DNS)	25	[12] 11/8:03.721

28

Electric Buggy (C3 Main)

Round: M

	Driver Name	Car #	Mfr	Laps/Time	Fast Lap	Avg Lap	Top 5 Avg	Top 10 Avg	Top 15 Avg	Top 3 Con
1	Stan Shaw-*	1		9/7:07.235	44.929	47.766	46.373			2:19.901
2	Tan Lee-*	3		9/7:11.821	44.985	48.177	45.773			2:16.590
3	Jee Ho Thean-*	5		9/7:24.700	47.356	48.793	48.086			2:23.344
4	Graham Wildgoose-M	8		9/7:42.843	47.274	50.744	48.206			2:27.922
5	Basil Lam	6		8/7:17.931	48.398	55.625	52.668			2:39.542
6	Reggie Gilotti-Jr	7		8/7:18.857	48.325	53.539	50.646			2:29.459
7	Cash Mustafa-M	2		2/1:54.880 (DNF)	1:00.814	1:00.814				
8	Chris Schmidt-M	4		0/0.000 (DNS)						

Multi Main Results

Fin	Driver Name	Result1		Result2		Result3		Finish/Tie Breaker: IFMAR/ROAR	
		Fin	Result	Fin	Result	Fin	Result	Result	Tie Breaker
1	Stan Shaw-*	1	[1] 10/7:43.628	2	[2] 9/7:00.226	1	[1] 9/7:07.235	2	[1] 10/7:43.628
2	Cash Mustafa-M	2	[2] 9/7:02.764	1	[1] 10/7:30.352	7	[7] 2/1:54.880 (DNF)	3	[1] 10/7:30.352
3	Tan Lee-*	3	[3] 9/7:15.773	3	[3] 9/7:06.824	2	[2] 9/7:11.821	5	[2] 9/7:11.821
4	Jee Ho Thean-*	5	[5] 9/7:43.109	5	[5] 7/7:27.317	3	[3] 9/7:24.700	8	[3] 9/7:24.700
5	Graham Wildgoose-M	7	[7] 8/7:22.615	4	[4] 8/7:24.148	4	[4] 9/7:42.843	8	[4] 9/7:42.843
6	Chris Schmidt-M	4	[4] 9/7:31.144	6	[6] 7/7:28.611	8	[8] 0/0.000 (DNS)	10	[4] 9/7:31.144
7	Basil Lam	8	[8] 8/7:27.179	7	[7] 5/4:35.378 (DNF)	5	[5] 8/7:17.931	12	[5] 8/7:17.931
8	Reggie Gilotti-Jr	6	[6] 8/7:01.269	8	[8] 0/0.000 (DNS)	6	[6] 8/7:18.857	12	[6] 8/7:01.269

29 Electric Buggy (B3 Main)

Round: M

	Driver Name	Car #	Mfr	Laps/Time	Fast Lap	Avg Lap	Top 5 Avg	Top 10 Avg	Top 15 Avg	Top 3 Con
1	Peter Seckold-*	4	ae	11/7:55.115	40.668	43.264	41.062	43.264		2:02.733
2	Chau Ka Chun Ryan-M	1	M	10/7:04.863	41.826	42.468	42.066			2:06.042
3	Harry Simms-*	2	R	10/7:05.440	40.220	41.329	40.742			2:01.450
4	Ben Panic-M	5	ae	10/7:14.022	41.875	42.894	42.101			2:06.661
5	Antony Gaunt-M	3	X	10/7:15.331	40.763	42.912	41.341			2:03.540
6	Soffian Fatahollah-M	8	M	10/7:24.434	42.094	44.103	42.409			2:07.104
7	Johari Kassim-M	13	M	10/7:44.250	43.119	45.765	44.067			2:14.679
8	Richard Ma-*	9	M	9/7:00.210	41.206	46.888	43.459			2:12.995
9	Eric Samuel-Jr	11	M	9/7:01.372	42.683	45.888	43.445			2:09.589
10	Paul Matula-M	10	M	9/7:34.914	43.052	50.010	46.651			2:21.701
11	Elliot Grierson-Jr	6	M	6/4:25.653 (DNF)	41.469	42.742	42.742			2:08.288
12	Zulfadhli Amir-	12	X	3/2:25.214 (DNF)	46.015	46.747				
13	ARYA BM - L	7	M	0/0.000 (DNS)						











Multi Main Results

Fin	Driver Name	Result1		Result2		Result3		Finish/Tie Breaker: IFMAR/ROAR	
		Fin	Result	Fin	Result	Fin	Result	Result	Tie Breaker
1	Peter Seckold-*	2	[2] 10/7:13.328	8	[8] 7/5:24.671 (DNF)	1	[1] 11/7:55.115	3	[1] 11/7:55.115
2	Chau Ka Chun Ryan-M	3	[3] 10/7:15.409	1	[1] 10/7:09.575	2	[2] 10/7:04.863	3	[1] 10/7:09.575
3	Harry Simms-*	1	[1] 10/7:11.707	11	[11] 0/0.000 (DNS)	3	[3] 10/7:05.440	4	[1] 10/7:11.707
4	Antony Gaunt-M	9	[9] 10/7:33.666	2	[2] 10/7:17.203	5	[5] 10/7:15.331	7	[2] 10/7:17.203
5	Ben Panic-M	4	[4] 10/7:20.644	9	[9] 5/3:57.934 (DNF)	4	[4] 10/7:14.022	8	[4] 10/7:14.022
6	Johari Kassim-M	10	[10] 10/7:45.358	3	[3] 10/7:26.066	7	[7] 10/7:44.250	10	[3] 10/7:26.066
7	Soffian Fatahollah-M	5	[5] 10/7:22.671	5	[5] 10/7:37.163	6	[6] 10/7:24.434	10	[5] 10/7:22.671
8	Richard Ma-*	11	[11] 9/7:02.912	4	[4] 10/7:30.720	8	[8] 9/7:00.210	12	[4] 10/7:30.720
9	Elliot Grierson-Jr	8	[8] 10/7:31.046	6	[6] 9/7:00.363	11	[11] 6/4:25.653 (DNF)	14	[6] 9/7:00.363
10	Zulfadhli Amir-	7	[7] 10/7:26.459	7	[7] 9/7:01.529	12	[12] 3/2:25.214 (DNF)	14	[7] 10/7:26.459
11	ARYA BM - L	6	[6] 10/7:25.427	12	[12] 0/0.000 (DNS)	13	[13] 0/0.000 (DNS)	18	[6] 10/7:25.427
12	Paul Matula-M	13	[13] 8/7:04.327	10	[10] 1/57.356 (DNF)	10	[10] 9/7:34.914	20	[10] 9/7:34.914
13	Eric Samuel-Jr	12	[12] 9/7:05.249	13	[13] 0/0.000 (DNS)	9	[9] 9/7:01.372	21	[9] 9/7:01.372

11

Nitro Truggy (B Main)















Round: M

	Driver Name	Car #	Mfr	Laps/Time	Fast Lap	Avg Lap	Top 5 Avg	Top 10 Avg	Top 15 Avg	Top 3 Con
1	Johari Kassim-M	4		20/15:36.289	42.655	46.412	43.404	43.811	44.184	2:11.294
2	Soffian Fatahollah-M	2		20/15:41.407	44.156	47.193	44.450	44.809	45.420	2:13.206
3	Ken Yap-M	10		20/15:42.271	43.451	47.164	43.961	44.400	45.219	2:11.330
4	CK Lee-M	5		19/15:08.359	45.060	47.389	45.356	45.726	46.354	2:16.141
5	Ericster Tan-M	1		19/15:08.638	44.382	47.704	44.775	45.348	46.297	2:17.124
6	Gavin Chua-M	6		19/15:25.025	44.143	48.712	44.595	45.937	47.537	2:13.814
7	Faizal Mazlan-*	9		18/15:12.218	45.012	50.600	46.124	47.359	49.479	2:17.727
8	Henry Lee-M	7		17/16:07.593	45.394	57.468	46.250	47.514	53.304	2:21.500
9	Zulfadhli Amir-	3		11/8:07.868	43.906	44.448	44.064	44.448		2:12.314
				(DNF)						
10	The Wing_M	8		0/0.000 (DNS)						

17

Nitro Truggy (A Main)









Round: M

	Driver Name	Car #	Mfr	Laps/Time	Fast Lap	Avg Lap	Top 5 Avg	Top 10 Avg	Top 15 Avg	Top 3 Con
1	Liam Jones.	4		43/30:39.883	40.367	42.835	40.555	40.781	40.940	2:02.381
2	Jayden Edmunds.	3		42/30:27.284	39.473	43.563	39.704	39.921	40.116	2:00.179
3	Francis Guan-*	6		41/30:02.360	42.267	44.011	42.414	42.584	42.726	2:08.333
4	Desmond Tan-*	5		41/30:05.802	40.768	43.789	41.357	41.521	41.634	2:05.058
5	Joe Hwee-M	8		41/30:22.888	41.223	44.449	41.508	41.953	42.187	2:05.896
6	Ken Ng-M	2		40/30:26.274	39.952	45.786	40.114	40.427	40.687	2:01.307
7	Agus Tay-*	10		39/30:25.368	42.375	46.742	43.164	43.613	43.928	2:10.203
8	Ken Yap-M	13		39/30:33.002	42.174	46.670	42.633	43.171	43.598	2:11.269
9	CK Lee-M	14		38/30:15.774	43.746	47.651	44.394	44.697	44.967	2:15.157
10	Soffian Fatahollah-M	12		36/30:09.090	43.738	50.354	44.026	44.457	44.784	2:11.764
11	Ericster Tan-M	15		36/30:29.909	43.018	50.531	43.701	44.138	44.460	2:13.605
12	Darryn Cornwell-M	7		35/27:04.612	41.926	46.378	42.503	42.729	42.887	2:07.215
				(DNF)						
13	Johari Kassim-M	11		34/30:45.181	42.397	54.526	42.625	42.997	43.310	2:07.925
14	Caleb Noble-* [TQ]	1		20/13:59.655	39.868	42.172	39.961	40.246	40.590	2:00.218
				(DNF)						
15	Tim Gilotti-M	9		2/1:30.171	42.923	42.923				
				(DNF)						

1

Nitro Buggy (J Main)














Round: M

	Driver Name	Car #	Mfr	Laps/Time	Fast Lap	Avg Lap	Top 5 Avg	Top 10 Avg	Top 15 Avg	Top 3 Con
1	Tony Roberts-M	1		12/10:47.700	49.615	54.494	51.486	53.733		2:34.422
2	Heryadi Jaffar	6		12/10:51.267	50.757	53.884	51.424	52.918		2:33.347
3	Yufti Prestianto-M	5		11/10:06.994	49.973	54.347	51.505	54.347		2:38.246
4	Reggie Gilotti-Jr	4		11/10:15.008	49.584	56.262	51.947	56.262		2:35.109
5	Lan Liu-M	3		11/10:35.736	53.054	58.444	53.792	58.444		2:50.692
6	Adi Farhan-*	8		11/10:54.570	51.742	59.404	53.766	59.404		2:37.425
7	Graham Wildgoose-M	7		10/10:08.567	49.741	59.822	56.037			2:48.470
8	Bart Ahmad-M	2		6/7:36.857	47.620	50.866	50.866			2:28.887
				(DNF)						

2

Nitro Buggy (I Main)

Round: M

	Driver Name	Car #	Mfr	Laps/Time	Fast Lap	Avg Lap	Top 5 Avg	Top 10 Avg	Top 15 Avg	Top 3 Con
1	Gavin Chua-M	3		13/10:45.252	46.463	49.779	47.500	49.024		2:25.571
2	Faizal Mazlan-*	2		12/10:11.804	47.210	51.177	47.742	49.768		2:24.040
3	Anuar Tompong-M	4		12/10:20.319	47.686	52.232	48.540	50.775		2:27.327
4	Jae chung Kim-M	1		12/10:42.508	48.273	53.498	49.699	52.795		2:28.279
5	Ganesan Satish-M	5		11/9:50.826	49.393	54.036	49.738	54.036		2:29.091
				(DNF)						
6	Lawrence Chiaw-M	6		11/10:08.023	47.555	53.487	50.075	53.487		2:33.016
7	Fadzil Hakim	9		11/10:13.487	47.434	55.781	51.031	55.781		2:34.476
8	Lan Liu-M	15		11/10:38.843	50.614	57.164	53.473	57.164		2:43.427
9	Reggie Gilotti-Jr	14		11/10:47.995	50.598	57.591	51.314	57.591		2:33.800
10	Yufti Prestianto-M	13		10/10:15.385	49.787	1:01.840	52.816			2:41.772
11	Adli Zakaria-M	10		10/10:16.719	47.659	1:00.279	50.509			2:30.947
12	Henry Lee-M	8		10/10:25.525	48.642	54.000	49.645			2:28.899
13	Adi Faiz-*	7		9/10:34.151	49.078	1:03.255	52.875			2:41.656
14	Heryadi Jaffar	12		3/3:07.163	59.245	1:02.065				(DNF)
				(DNF)						
15	Tony Roberts-M	11		1/1:08.715						(DNF)
				(DNF)						

4

Nitro Buggy (H Main)

Round: M

	Driver Name	Car #	Mfr	Laps/Time	Fast Lap	Avg Lap	Top 5 Avg	Top 10 Avg	Top 15 Avg	Top 3 Con
1	Sam Chong-*	5	K	13/10:21.965	45.529	48.056	46.156	46.777		2:19.853
2	Fadzli Kasiman-*	4		13/10:34.516	43.698	48.673	45.219	47.072		2:17.247
3	David Wong-*	7	ae	13/10:38.373	45.871	49.178	46.598	47.491		2:20.512
4	Fauzi Fuad-*	3	K	13/10:39.660	44.808	48.674	45.548	47.351		2:16.743
5	Gavin Chua-M	11		13/10:45.117	44.425	48.383	45.514	46.757		2:17.169
6	Adrian Wong-M	1		12/10:03.069	46.345	50.946	47.133	49.552		2:25.427
7	Ganesan Satish-M	15		12/10:07.517	45.189	50.117	46.652	49.192		2:19.594
8	Anuar Tompong-M	13	K	12/10:28.534	47.622	52.286	48.427	50.809		2:24.072
9	Jae chung Kim-M	14		12/10:34.154	50.353	52.956	50.848	52.434		2:33.324
10	Chris Schmidt-M	10		12/10:36.549	45.520	52.387	46.320	50.577		2:19.519
11	Faizal Mazlan-*	12		12/10:52.413	46.365	54.544	50.780	53.682		2:34.722
12	Kenneth Yuen-M	6		11/9:22.160 (DNF)	45.344	49.519	46.412	49.519		2:18.479
13	Daniel Huang	2		11/10:11.970	46.312	56.111	50.271	56.111		2:38.876
14	Paul Matula-M	9		10/9:39.660 (DNF)	45.723	58.375	47.999			2:23.610
15	kumar Prem	8		0/0.000 (DNS)						

6

Nitro Buggy (G Main)















Round: M

	Driver Name	Car #	Mfr	Laps/Time	Fast Lap	Avg Lap	Top 5 Avg	Top 10 Avg	Top 15 Avg	Top 3 Con
1	Tsung Yi Lin-M	10		13/10:12.136	44.103	47.143	44.931	45.781		2:14.397
2	Sam Chong-*	11	K	13/10:18.351	45.016	47.520	45.470	46.552		2:16.448
3	MD Rahmat.	4	ae	13/10:20.298	45.251	47.244	45.521	46.237		2:16.218
4	Fauzi Fuad-*	14	K	13/10:25.404	44.731	47.909	45.615	46.712		2:17.436
5	Kent Sung-M	1	ae	13/10:30.194	45.350	47.487	45.711	46.677		2:18.357
6	Fadzli Kasiman-*	12		13/10:35.859	44.109	48.217	44.626	46.853		2:13.330
7	Terrence Lim-M	8		13/10:38.460	45.072	49.135	46.034	47.293		2:17.127
8	Sungryong Lim-*	9		13/10:43.269	45.370	49.348	46.191	48.022		2:20.775
9	David Wong-*	13	ae	13/10:49.769	45.838	49.276	46.283	47.184		2:19.296
10	YC Chong-M	2		12/10:06.102	45.380	50.003	46.501	49.216		2:23.122
11	Andrew Tow-M	5		12/10:24.226	45.195	51.847	47.269	51.124		2:17.624
12	Gavin Chua-M	15		12/10:26.322	44.386	52.003	46.698	50.851		2:24.584
13	Wies Chong-*	6	K	12/10:38.096	44.803	53.473	47.958	52.551		2:28.460
14	Hendri Yeo-*	7		12/10:41.878	48.823	54.014	50.248	53.036		2:35.681
15	Oliver Highton-Jr	3		7/5:27.382 (DNF)	43.683	46.107	45.176			2:14.667

8

Nitro Buggy (F Main)
















Round: M

	Driver Name	Car #	Mfr	Laps/Time	Fast Lap	Avg Lap	Top 5 Avg	Top 10 Avg	Top 15 Avg	Top 3 Con
1	Tiger Wai-M	2		14/10:43.418	43.729	45.801	43.986	44.614		2:12.942
2	Eric Samuel-Jr	9		13/10:00.380	43.330	45.899	43.621	44.242		2:12.286
3	Widjojo Hartato-M	6		13/10:07.792	44.113	46.709	44.935	45.848		2:15.899
4	Fauzi Fuad-*	14		13/10:17.719	43.912	47.273	44.582	45.976		2:13.929
5	Sam Chong-*	12		13/10:20.102	44.899	47.593	45.590	46.603		2:17.298
6	Nick Lewis-M	10		13/10:22.735	43.525	47.931	44.147	45.834		2:12.014
7	Ken Yap-M	3		13/10:32.290	43.662	49.146	44.865	47.466		2:14.099
8	Alvin Sim-M	1		13/10:33.485	43.256	48.520	44.690	46.390		2:17.687
9	Kai Foo-*	5		13/10:34.124	43.976	48.675	44.911	46.689		2:13.836
10	MD Rahmat.	13		13/10:36.729	44.206	48.780	45.436	47.168		2:16.626
11	Kent Sung-M	15		13/10:37.604	43.649	48.726	45.305	47.368		2:16.127
12	Tsung Yi Lin-M	11		13/10:42.426	43.372	49.854	45.310	48.061		2:22.532
13	David Backer-M	7		13/10:48.919	44.726	49.970	45.611	48.023		2:17.496
14	Jonathan Chong-*	8		11/10:03.034	45.390	55.457	47.752	55.457		2:24.907
15	Jerry Leow-M	4		8/10:26.675	42.215	1:20.982	1:00.356			2:42.222

10
















Nitro Buggy (E Main)

Round: M

	Driver Name	Car #	Mfr	Laps/Time	Fast Lap	Avg Lap	Top 5 Avg	Top 10 Avg	Top 15 Avg	Top 3 Con
1	Darren Cains-M	3		14/10:32.247	42.899	45.009	43.287	44.135		2:10.038
2	Chau Ka Chun Ryan-M	4		14/10:46.553	43.273	46.209	43.864	44.558		2:12.014
3	Eric Samuel-Jr	12		13/10:02.285	43.201	45.408	43.317	44.025		2:09.838
4	Tiger Wai-M	11		13/10:09.654	43.531	45.994	43.887	44.966		2:11.175
5	Widjojo Hartato-M	13		13/10:12.857	43.614	47.042	44.755	45.874		2:13.910
6	Sam Chong-*	15		13/10:23.165	44.716	47.815	45.336	46.292		2:15.815
7	Jackson Moh-*	10		13/10:27.773	43.362	47.225	43.976	45.479		2:15.717
8	Leo Hsies-M	7		13/10:35.589	44.034	48.698	44.494	46.843		2:13.913
9	Yufintra Sasongko-*	2		13/10:36.428	43.723	48.396	44.493	46.296		2:15.312
10	Youyi Yong-M	5		13/10:37.495	42.034	48.834	44.317	47.082		2:18.883
11	Wui Kiat Tay-M	6		13/10:41.901	43.438	49.606	44.417	47.255		2:16.434
12	Francis Guan-*	1		13/10:49.439	44.373	50.545	46.321	48.711		2:17.665
13	Tim Gilotti-M	9		13/10:50.625	42.647	50.057	44.458	47.572		2:11.446
14	CK Lee-M	8		8/6:47.582	43.739	50.408	46.380			2:16.263
				(DNF)						
15	Fauzi Fuad-*	14		6/5:32.493	49.084	55.399	55.399			2:33.230
				(DNF)						
















13 Nitro Buggy (D Main)

Round: M

	Driver Name	Car #	Mfr	Laps/Time	Fast Lap	Avg Lap	Top 5 Avg	Top 10 Avg	Top 15 Avg	Top 3 Con
1	Eric Samuel-Jr	13		14/10:27.916	42.600	44.587	42.744	43.493		2:09.553
2	Reza Zaldy-M	5		14/10:28.578	43.034	45.015	43.375	43.693		2:10.718
3	Chau Ka Chun Ryan-M	12		14/10:38.559	43.440	45.438	43.677	44.159		2:11.232
4	Tiger Wai-M	14		13/10:00.463	42.946	45.567	43.664	44.359		2:10.923
5	Johari Kassim-M	7		13/10:02.780	42.877	45.938	43.377	43.836		2:11.203
6	Antony Gaunt-M	6		13/10:05.732	43.024	45.806	43.345	44.771		2:10.653
7	Melvin Tan	1		13/10:06.578	43.438	46.031	44.028	45.048		2:13.552
8	Widjojo Hartato-M	15		13/10:08.730	43.516	46.172	44.626	45.491		2:14.712
9	Ericster Tan-M	10		13/10:17.027	43.948	47.450	44.445	45.641		2:12.526
10	Harwin Singh-*	9		13/10:31.332	43.854	47.736	44.513	46.534		2:14.161
11	Remy Omar-M	8		13/10:41.087	45.060	49.484	46.039	47.956		2:15.556
12	Roshaizad Rusnoh-*	2		12/9:34.188 (DNF)	42.706	47.046	43.918	46.283		2:17.798
13	Siong loong Wong-*	4		12/10:04.743	44.212	50.917	44.804	48.690		2:13.630
14	Soffian Fatahollah-M	3		11/9:12.130 (DNF)	43.519	49.891	44.048	49.891		2:11.901
15	Darren Cains-M	11		0/0.000 (DNS)						

15 Nitro Buggy (C Main)













Round: M

	Driver Name	Car #	Mfr	Laps/Time	Fast Lap	Avg Lap	Top 5 Avg	Top 10 Avg	Top 15 Avg	Top 3 Con
1	Desmond Tan-*	6		21/15:11.965	41.167	45.415	41.499	41.874	42.205	2:05.017
2	Zulfadhli Amir-	1		21/15:42.095	43.147	44.976	43.457	43.743	43.999	2:10.300
3	Eric Samuel-Jr	11		20/15:01.326	42.219	44.895	42.729	43.052	43.824	2:08.540
4	ARYA BM - L	4		20/15:08.036	41.819	45.449	42.448	42.758	43.581	2:07.764
5	Darryn Cornwell-M	8		20/15:10.112	41.926	45.116	42.062	42.377	43.226	2:06.287
6	Derek C,	2		20/15:14.950	42.978	45.473	43.086	43.484	44.101	2:10.421
7	Chau Ka Chun Ryan-M	13		20/15:31.871	42.597	46.517	42.847	43.251	44.139	2:09.930
8	Shane Wajib-*	9		20/15:35.108	42.643	46.778	43.487	44.106	44.937	2:11.425
9	Agus Tay-*	5		20/15:36.890	41.575	46.468	42.225	42.957	44.931	2:08.022
10	Tiger Wai-M	14		20/15:38.637	43.125	46.779	43.470	43.955	44.740	2:11.468
11	Reza Zaldy-M	12		19/14:53.282 (DNF)	42.926	46.885	43.180	43.769	45.357	2:10.684
12	izz-* lzz	7		19/15:00.856	43.006	47.257	43.487	44.359	45.269	2:12.329
13	Jimmy Khoo-*	10		19/15:37.971	42.412	49.617	43.510	45.205	47.698	2:14.062
14	Thomas Sim-*	3		13/9:32.907 (DNF)	41.734	43.938	42.134	42.639		2:06.589
15	Johari Kassim-M	15		2/1:38.286 (DNF)	48.023	48.023				

19

Nitro Buggy (B Main)












Round: M

	Driver Name	Car #	Mfr	Laps/Time	Fast Lap	Avg Lap	Top 5 Avg	Top 10 Avg	Top 15 Avg	Top 3 Con
1	Harry Simms-*	1		29/20:37.927	40.904	42.742	41.120	41.386	41.627	2:04.033
2	Jason Nugroho-*	3		29/20:39.938	40.259	42.781	40.684	41.058	41.389	2:02.357
3	Jordan Van-*	4		28/20:34.234	39.520	43.627	40.715	41.392	41.848	2:03.115
4	Desmond Tan-*	11		28/20:35.489	41.309	44.058	41.557	41.942	42.229	2:05.352
5	Andy Lee-*	6		27/20:13.535	41.277	44.787	41.773	42.226	42.676	2:06.479
6	Peter Seckold-*	2		27/20:17.642	41.417	45.153	41.801	42.181	42.507	2:06.818
7	Ben Panic-M	5		27/20:23.542	42.645	45.398	42.797	43.132	43.450	2:08.912
8	Darren Johnston-M	10		27/20:30.296	42.457	45.546	42.786	43.138	43.514	2:08.594
9	Darryn Cornwell-M	15		26/20:03.750	41.883	45.754	42.231	42.626	42.978	2:06.448
10	ARYA BM - L	14		26/20:06.409	42.287	46.442	42.697	43.243	43.864	2:07.973
11	Joe Hwee-M	7		26/20:31.568	41.756	47.201	42.257	43.505	44.659	2:13.330
12	Zulfadhli Amir-	12		25/20:16.131	42.519	48.690	43.560	44.098	44.970	2:11.731
13	Eric Samuel-Jr	13		25/20:20.526	43.076	48.853	43.418	43.800	44.239	2:11.041
14	Elliot Grierson-Jr	8		22/16:14.564 (DNF)	41.620	44.087	42.190	42.547	42.917	2:06.125
15	Shane Smith-M	9		21/17:04.694 (DNF)	41.755	48.458	42.308	42.698	43.458	2:07.445

30

Nitro Buggy (A Main)

Round: M

	Driver Name	Car #	Mfr	Laps/Time	Fast Lap	Avg Lap	Top 5 Avg	Top 10 Avg	Top 15 Avg	Top 3 Con
1	Phi long Nguyen	2		69/45:32.636	37.655	39.639	38.081	38.225	38.309	1:54.797
2	Caleb Noble-*	3		68/45:03.950	38.124	39.798	38.159	38.191	38.228	1:54.880
3	Jayden Edmunds.	4		68/45:28.024	38.409	40.123	38.470	38.552	38.615	1:55.893
4	Pekko Iivonen-* [TQ]	1		67/45:09.620	37.784	40.503	37.970	38.049	38.114	1:54.050
5	Jarod Ment-*	5		67/45:11.840	38.851	40.500	39.123	39.228	39.297	1:58.429
6	Ken Ng-M	10		65/45:02.988	39.220	41.571	39.583	39.813	39.924	1:59.828
7	Logan Toia-*	8		64/45:13.245	39.699	42.399	39.948	40.151	40.305	2:01.944
8	Harry Simms-*	11		63/45:17.911	39.939	43.136	40.056	40.131	40.201	2:00.614
9	Jason Nugroho-*	12		63/45:21.956	39.909	43.123	40.034	40.295	40.444	2:01.151
10	Adrian Wicaksono-*	7		62/44:40.882 (DNF)	40.149	43.244	40.558	40.763	40.896	2:01.688
11	Andy Lee-*	15		60/45:21.755	41.211	45.264	41.375	41.528	41.671	2:04.696
12	Desmond Tan-*	14		59/45:41.399	40.952	46.405	41.095	41.351	41.586	2:04.357
13	Jordan Van-*	13		53/45:50.205	39.325	52.045	39.799	40.061	40.228	1:59.179
14	Mizan Hobby-M	6		37/43:13.126 (DNF)	40.811	1:10.880	40.973	41.217	41.406	2:04.063
15	Liam Jones.	9		24/18:25.696 (DNF)	42.836	45.900	43.194	43.631	44.094	2:10.226

24 A MAIN PRACTICE GP BUGGY (A Main)

Round: M

	Driver Name	Car #	Mfr	Laps/Time	Fast Lap	Avg Lap	Top 5 Avg	Top 10 Avg	Top 15 Avg	Top 3 Con
1	Phi long Nguyen	2		15/10:20.749	38.260	41.307	38.464	38.826		1:55.057
2	Jayden Edmunds.	4		14/9:32.633 (DNF)	38.422	40.692	38.685	39.031		1:56.610
3	Jarod Ment-*	5		14/10:19.221	38.908	43.299	39.376	40.086		1:58.302
4	Pekko Iivonen-* [TQ]	1		14/10:42.561	37.777	45.428	38.434	40.127		2:01.095
5	Caleb Noble-*	3		13/10:01.039	38.446	46.304	38.662	39.030		1:55.868
6	Logan Toia-*	8		12/10:18.621	39.981	42.267	40.417	41.783		2:00.670
7	Ken Ng-M	10		11/10:09.566	40.460	49.848	41.043	49.848		2:04.413
8	Adrian Wicaksono-*	7		9/6:39.957 (DNF)	40.404	41.886	41.077			2:04.030
9	Liam Jones.	9		8/7:00.062 (DNF)	41.963	52.656	44.589			2:14.056
10	Mizan Hobby-M	6		6/4:25.880 (DNF)	40.404	41.488	41.488			2:03.455


16 Junior Final (A Main)

Round: M

	Driver Name	Car #	Mfr	Laps/Time	Fast Lap	Avg Lap	Top 5 Avg	Top 10 Avg	Top 15 Avg	Top 3 Con
1	Elliot Grierson-Jr	1		14/10:12.925	41.783	44.114	41.947	42.317		2:06.603
2	Oliver Highton-Jr	3		14/10:38.340	43.436	45.182	43.554	44.024		2:11.322
3	Eric Samuel-Jr	2		13/10:10.093	42.151	47.425	43.425	46.162		2:13.906
4	Reggie Gilotti-Jr [TQ]	4		6/5:25.736 (DNF)	48.672	53.869	53.869			2:31.468

5 Masters Nitro Buggy (E Main)



Round: M

	Driver Name	Car #	Mfr	Laps/Time	Fast Lap	Avg Lap	Top 5 Avg	Top 10 Avg	Top 15 Avg	Top 3 Con
1	Bart Ahmad-M [TQ]	5		13/10:45.355	45.661	49.451	46.973	48.143		2:21.669
2	Tony Roberts-M	4		12/10:06.867	46.593	50.137	47.756	49.505		2:24.538
3	Henry Lee-M	2		12/10:07.815	47.156	51.348	48.309	50.354		2:24.078
4	Lawrence Chiaw-M	1		12/10:22.994	45.646	52.121	48.433	50.834		2:24.918
5	Graham Wildgoose-M	8		11/10:00.774	49.945	54.686	50.839	54.686		2:32.850
6	Lan Liu-M	6		11/10:13.796	50.459	55.464	52.060	55.464		2:36.835
7	Adli Zakaria-M	3		11/10:47.474	47.217	1:00.206	48.652	1:00.206		2:28.014
8	Yufti Prestianto-M	7		7/9:00.058 (DNF)	48.900	1:19.090	54.967			2:43.157

9

Masters Nitro Buggy (D Main)




Round: M

	Driver Name	Car #	Mfr	Laps/Time	Fast Lap	Avg Lap	Top 5 Avg	Top 10 Avg	Top 15 Avg	Top 3 Con
1	Paul Matula-M	6		13/10:23.440	45.667	47.915	46.027	46.896		2:18.497
2	Gavin Chua-M	8		13/10:33.883	44.476	48.958	45.327	47.737		2:15.161
3	Tsung Yi Lin-M	2		13/10:35.205	43.941	48.357	44.646	46.874		2:14.137
4	Ganesan Satish-M	10		13/10:38.624	45.481	49.155	46.208	47.857		2:18.595
5	Adrian Wong-M	3		13/10:59.004	46.935	51.126	47.778	49.498		2:24.058
6	Bart Ahmad-M [TQ]	11		12/10:02.319	45.912	49.745	46.925	49.158		2:21.541
7	Chris Schmidt-M	5		12/10:04.750	45.142	49.739	45.428	47.982		2:15.727
8	Tony Roberts-M	12		12/10:09.758	46.428	50.850	48.188	50.023		2:24.493
9	Kenneth Yuen-M	4		12/10:16.004	40.350	50.885	45.611	49.822		2:15.382
10	Terrence Lim-M	1		12/10:24.332	45.202	51.597	47.095	50.547		2:22.371
11	Henry Lee-M	13		12/10:27.828	47.554	51.087	48.257	50.092		2:27.606
12	Jae chung Kim-M	7		12/10:48.205	48.804	54.085	51.328	53.513		2:32.779
13	Lawrence Chiaw-M	14		11/10:17.716	46.833	55.758	49.565	55.758		2:40.538
14	Graham Wildgoose-M	15		10/10:15.114	47.388	1:01.763	51.497			2:54.505
15	Anuar Tompong-M	9		0/0.000 (DNS)						

20

Masters Nitro Buggy (C Main)




Round: M

	Driver Name	Car #	Mfr	Laps/Time	Fast Lap	Avg Lap	Top 5 Avg	Top 10 Avg	Top 15 Avg	Top 3 Con
1	Alvin Sim-M	1		13/10:02.706	44.345	46.783	45.034	46.003		2:15.316
2	Ken Yap-M	3		13/10:09.442	43.616	47.152	44.013	45.778		2:12.334
3	Tsung Yi Lin-M	13		13/10:13.639	43.763	47.116	44.194	45.305		2:14.042
4	Widjojo Hartato-M	5		13/10:13.933	44.905	47.428	45.706	46.497		2:18.484
5	Nick Lewis-M	7		13/10:14.619	43.085	46.915	44.189	45.375		2:12.905
6	Tiger Wai-M	2		13/10:28.052	44.437	47.591	45.184	46.731		2:18.329
7	David Backer-M	6		13/10:38.297	44.229	49.304	46.051	48.438		2:19.859
8	Andrew Tow-M	10		12/10:00.426	44.485	49.505	45.929	48.748		2:21.997
9	YC Chong-M	9		12/10:01.626	46.090	49.556	47.104	49.051		2:21.016
10	Kent Sung-M	8		12/10:03.229	46.668	50.267	47.116	49.507		2:23.326
11	Paul Matula-M	11		8/7:13.931 (DNF)	45.519	54.415	51.641			2:36.579
12	Jerry Leow-M	4		5/9:46.272 (DNF)	45.071	2:01.204				4:09.734
13	Gavin Chua-M	12		3/3:04.782 (DNF)	47.120	1:02.129				
14	Ganesan Satish-M	14		0/0.000 (DNS)						
15	Adrian Wong-M	15		0/0.000 (DNS)						

22

Masters Nitro Buggy (B Main)






Round: M

	Driver Name	Car #	Mfr	Laps/Time	Fast Lap	Avg Lap	Top 5 Avg	Top 10 Avg	Top 15 Avg	Top 3 Con
1	Johari Kassim-M	1		21/15:44.216	43.147	45.109	43.342	43.572	43.864	2:09.962
2	Darren Cains-M	4		20/15:03.014	42.009	44.866	42.184	42.501	43.054	2:07.065
3	CK Lee-M	9		20/15:27.502	43.937	46.244	44.188	44.451	44.799	2:13.697
4	Widjojo Hartato-M	14		20/15:28.540	44.198	46.359	44.348	44.582	44.909	2:13.883
5	Chau Ka Chun Ryan-M	5		20/15:31.234	43.310	46.164	43.688	44.254	44.781	2:12.157
6	Youyi Yong-M	6		20/15:34.864	42.611	46.787	43.545	43.996	45.003	2:12.957
7	Tim Gilotti-M	10		20/15:42.873	43.641	47.024	43.946	44.579	45.372	2:11.621
8	Leo Hsies-M	8		20/15:48.190	43.717	47.444	44.264	44.752	46.031	2:14.120
9	Wui Kiat Tay-M	7		20/15:54.461	43.912	47.851	44.487	44.768	45.540	2:14.115
10	Ken Yap-M	12		19/15:18.198	42.359	48.228	43.408	44.680	46.520	2:14.962
11	Ericster Tan-M	3		19/15:25.833	43.851	48.990	44.436	45.537	47.321	2:14.199
12	Tsung Yi Lin-M	13		19/15:26.599	43.720	48.611	44.406	45.296	47.071	2:16.864
13	Alvin Sim-M	11		18/15:20.472	42.949	51.462	43.563	44.322	45.810	2:10.572
14	Remy Omar-M	2		6/4:46.886 (DNF)						2:21.237
15	Nick Lewis-M	15		5/4:39.353 (DNF)	44.281	45.042				2:14.631

25

Masters Nitro Buggy (A Main)

Round: M

	Driver Name	Car #	Mfr	Laps/Time	Fast Lap	Avg Lap	Top 5 Avg	Top 10 Avg	Top 15 Avg	Top 3 Con
1	Ken Ng-M	2		37/25:35.025	40.131	41.537	40.295	40.379	40.453	2:01.122
2	Ben Panic-M	3		35/25:15.770	41.052	43.072	41.455	41.704	41.827	2:05.364
3	Joe Hwee-M	4		35/25:35.122	41.403	43.940	41.622	41.952	42.191	2:05.129
4	Shane Smith-M	5		34/25:08.733	41.306	44.387	41.613	41.909	42.179	2:05.691
5	Darryn Cornwell-M	7		34/25:21.174	42.104	44.719	42.524	42.829	43.005	2:08.627
6	Reza Zaldy-M	10		33/25:22.555	41.819	46.148	42.327	42.787	43.031	2:08.555
7	Melvin Tan	8		33/25:23.095	43.356	46.074	43.751	43.997	44.195	2:11.620
8	Antony Gaunt-M	11		33/25:38.396	40.932	46.530	41.619	42.161	42.469	2:07.681
9	CK Lee-M	14		33/25:40.821	43.168	46.563	43.719	43.975	44.191	2:10.645
10	Widjojo Hartato-M	15		32/25:02.306	43.575	46.698	43.915	44.093	44.278	2:12.681
11	Chau Ka Chun Ryan-M	16		32/25:10.703	42.531	47.193	43.048	43.334	43.592	2:09.360
12	Soffian Fatahollah-M	9		31/25:05.916	42.925	48.303	43.363	43.826	44.403	2:13.133
13	Johari Kassim-M	12		30/25:36.470	41.801	51.242	42.364	42.732	43.118	2:06.575
14	Darren Johnston-M	6		28/25:14.789	42.501	54.089	42.808	43.100	43.332	2:09.638
15	Darren Cains-M	13		25/19:58.412 (DNF)	41.687	47.841	41.830	42.659	44.045	2:07.011
16	Mizan Hobby-M	1		0/0.000 (DNS)						

27

Masters Electric Buggy (A Main)

Round: M

	Driver Name	Car #	Mfr	Laps/Time	Fast Lap	Avg Lap	Top 5 Avg	Top 10 Avg	Top 15 Avg	Top 3 Con
1	Ben Panic-M	5	ae	12/8:37.812	41.281	43.215	41.527	42.526		2:05.702
2	Antony Gaunt-M	4	ae	12/8:38.280	41.622	43.154	41.925	42.777		2:05.894
3	Darren Cains-M	2	X	11/8:03.015	40.944	44.225	41.764	44.225		2:04.963
4	Soffian Fatahollah-M	6		11/8:13.563	42.124	44.801	43.238	44.801		2:09.849
5	Chau Ka Chun Ryan-M	3		11/8:24.148	42.269	45.479	43.364	45.479		2:09.803
6	Paul Matula-M	7	X	11/8:26.175	42.665	45.886	44.406	45.886		2:15.840
7	Cash Mustafa-M	9		11/8:26.359	42.906	45.379	43.696	45.379		2:13.032
8	Johari Kassim-M	8		11/8:35.828	42.303	46.922	44.050	46.922		2:08.796
9	Graham Wildgoose-M	11		8/8:29.752	48.695	1:04.027	56.212			2:51.740
10	Mubashir Mazhar-M [TQ]	1		0/0.000 (DNS)						
11	Chris Schmidt-M	10		0/0.000 (DNS)						